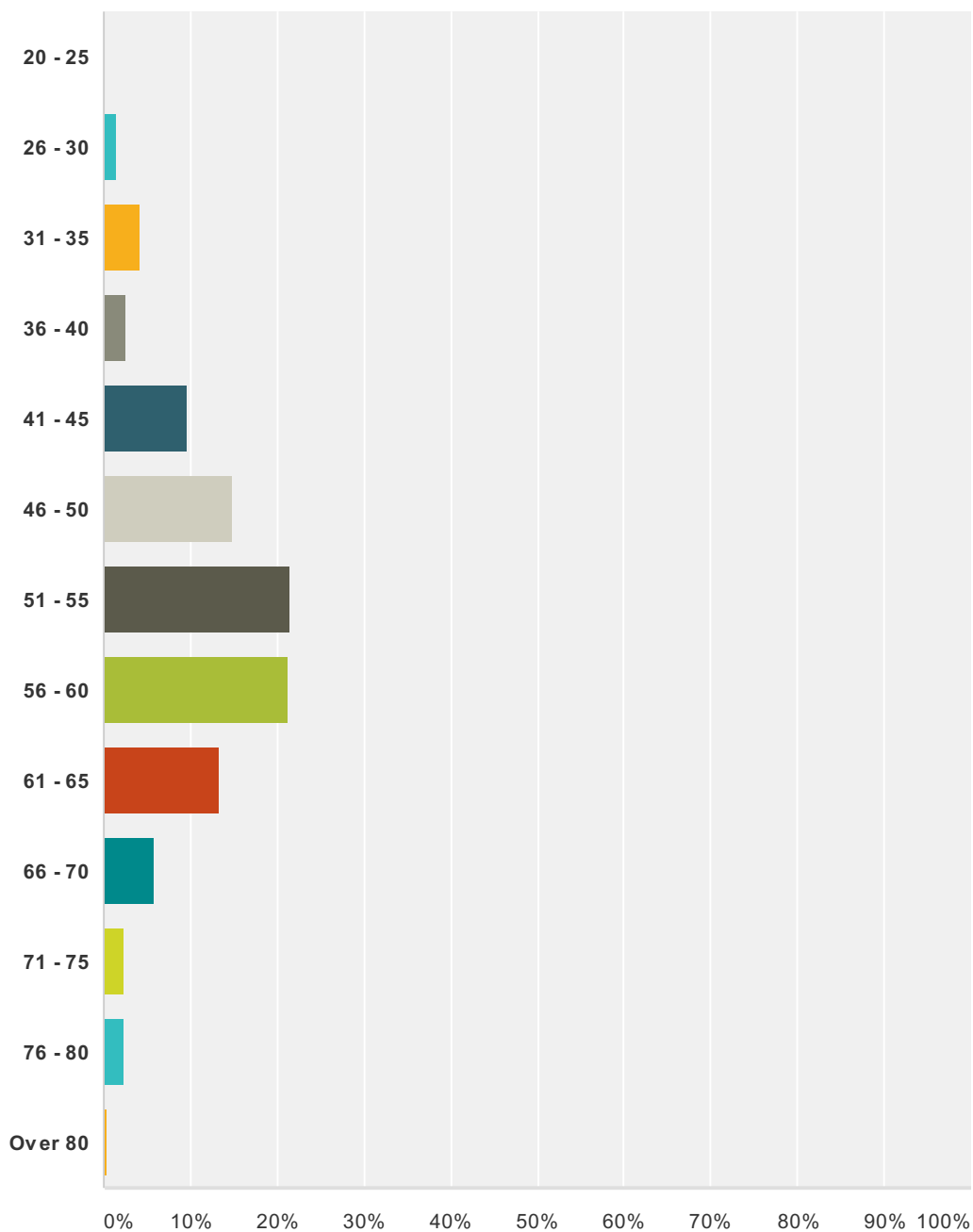


### Q1 What is your current age?

Answered: 389 Skipped: 1



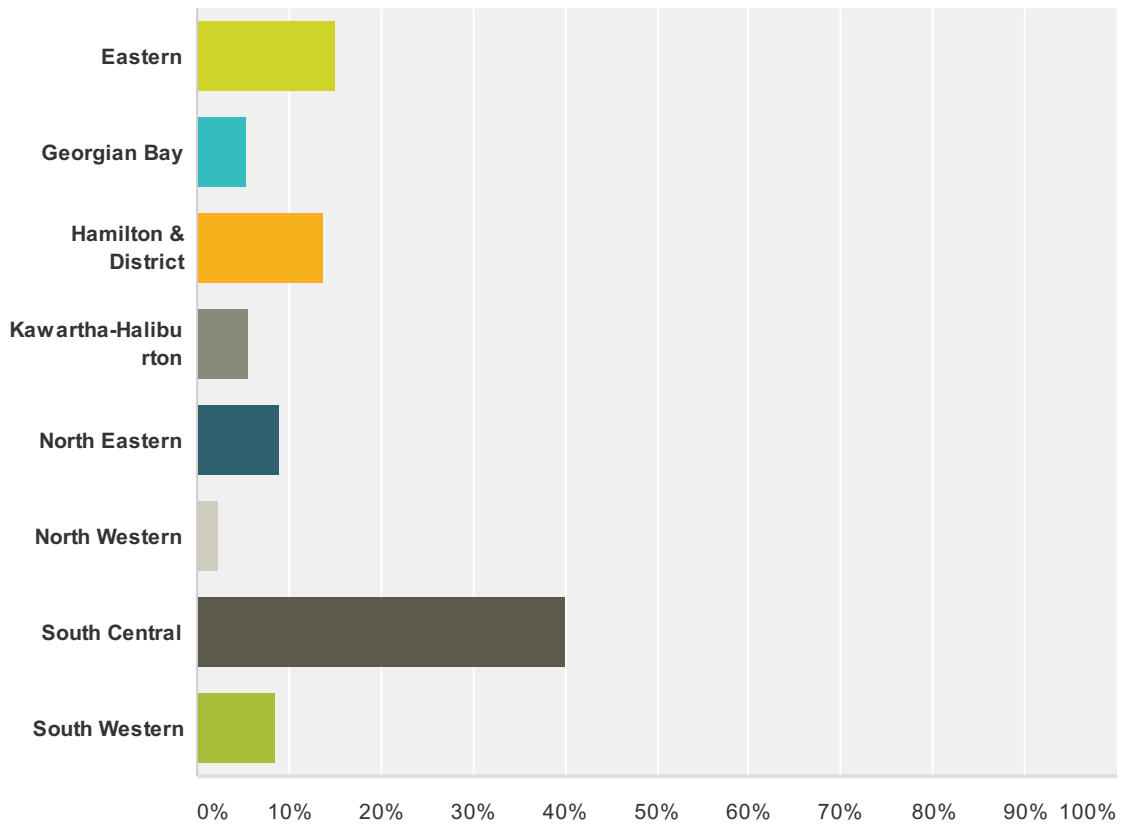
Answer Choices	Responses
20 - 25	0.00% 0
26 - 30	1.54% 6
31 - 35	4.11% 16
36 - 40	2.57% 10
41 - 45	9.51% 37
46 - 50	14.91% 58

## Demographics Survey 2014

51 - 55	21.59%	84
56 - 60	21.34%	83
61 - 65	13.37%	52
66 - 70	5.91%	23
71 - 75	2.31%	9
76 - 80	2.31%	9
Over 80	0.51%	2
<b>Total</b>		<b>389</b>

## Q2 What Regional Group do you belong to?

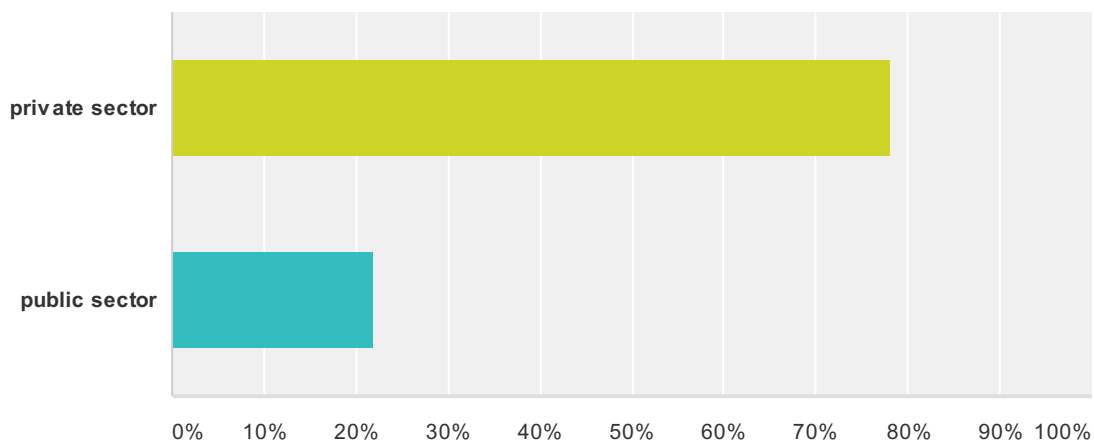
Answered: 386 Skipped: 4



Answer Choices	Responses
Eastern	15.03% 58
Georgian Bay	5.44% 21
Hamilton & District	13.73% 53
Kawartha-Haliburton	5.70% 22
North Eastern	9.07% 35
North Western	2.33% 9
South Central	40.16% 155
South Western	8.55% 33
<b>Total</b>	<b>386</b>

### Q3 Are you employed in the:

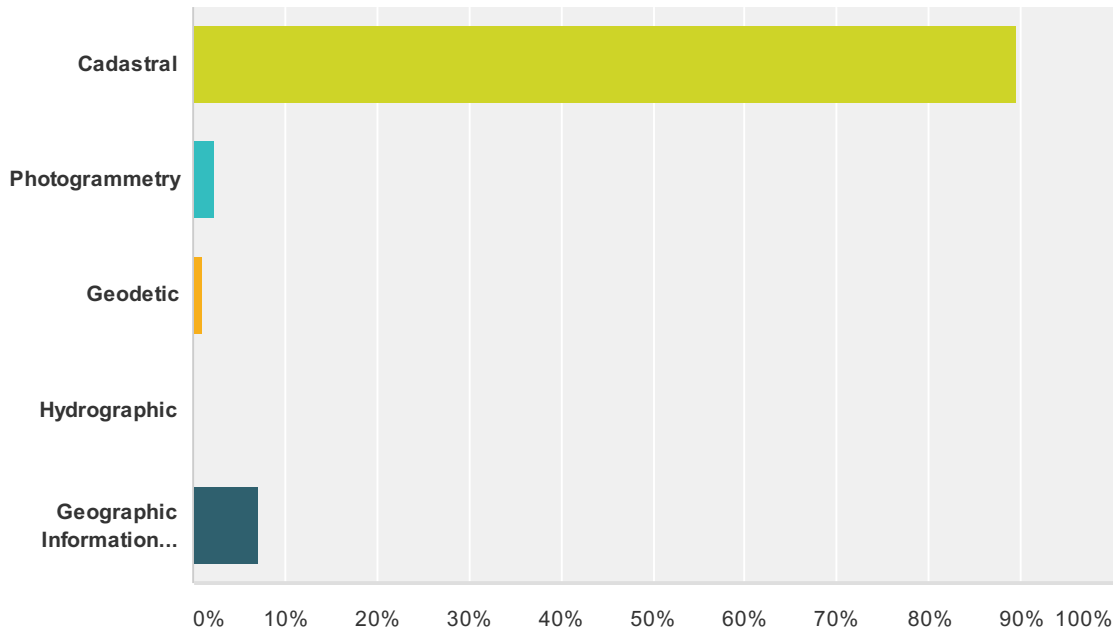
Answered: 384 Skipped: 6



Answer Choices	Responses
private sector	78.13% 300
public sector	21.88% 84
<b>Total</b>	<b>384</b>

### Q4 Which category of membership do you hold?

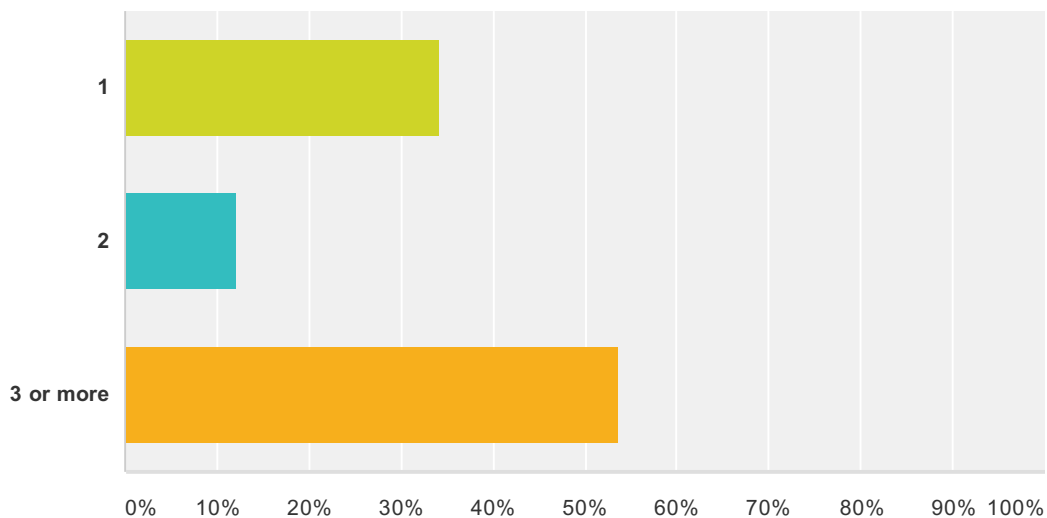
Answered: 389 Skipped: 1



Answer Choices	Responses	
Cadastral	89.46%	348
Photogrammetry	2.31%	9
Geodetic	1.03%	4
Hydrographic	0.00%	0
Geographic Information Management	7.20%	28
<b>Total</b>		<b>389</b>

### Q5 How many surveyors are employed by the firm you work for?

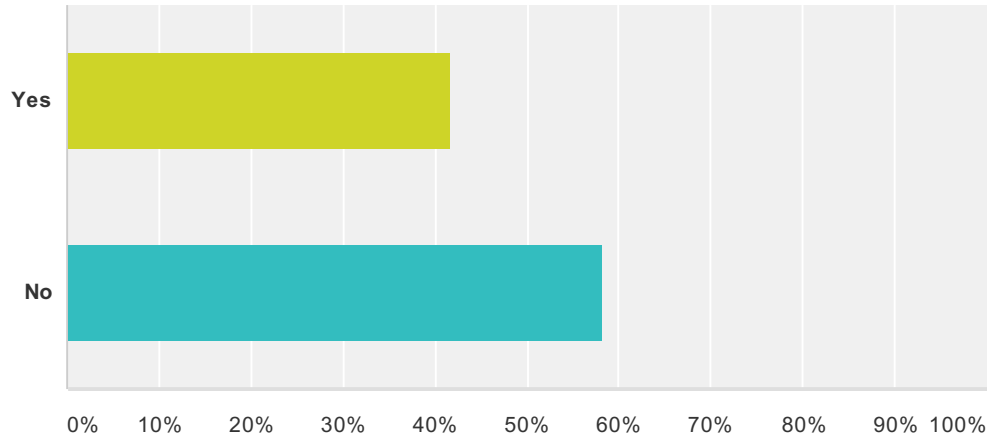
Answered: 336 Skipped: 54



Answer Choices	Responses	
1	34.23%	115
2	12.20%	41
3 or more	53.57%	180
<b>Total</b>		<b>336</b>

### Q6 Do you have a succession plan in place?

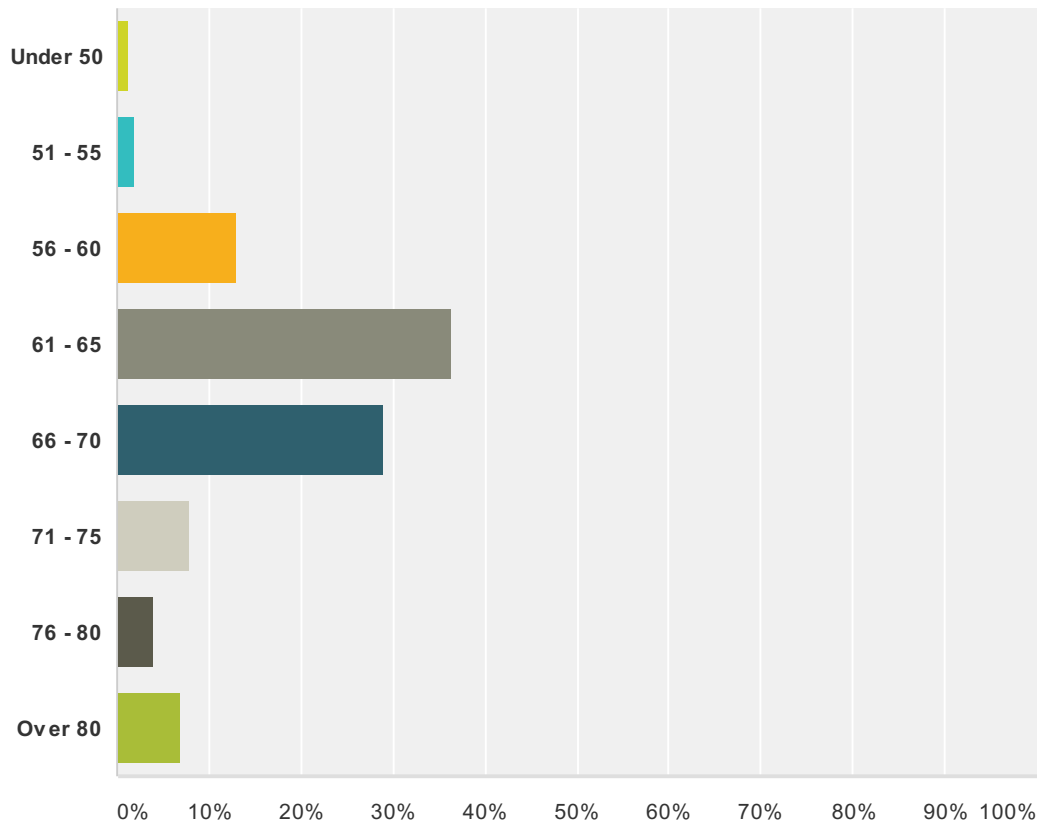
Answered: 330 Skipped: 60



Answer Choices	Responses	
Yes	41.82%	138
No	58.18%	192
<b>Total</b>		<b>330</b>

### Q7 What age do you plan to retire?

Answered: 331 Skipped: 59

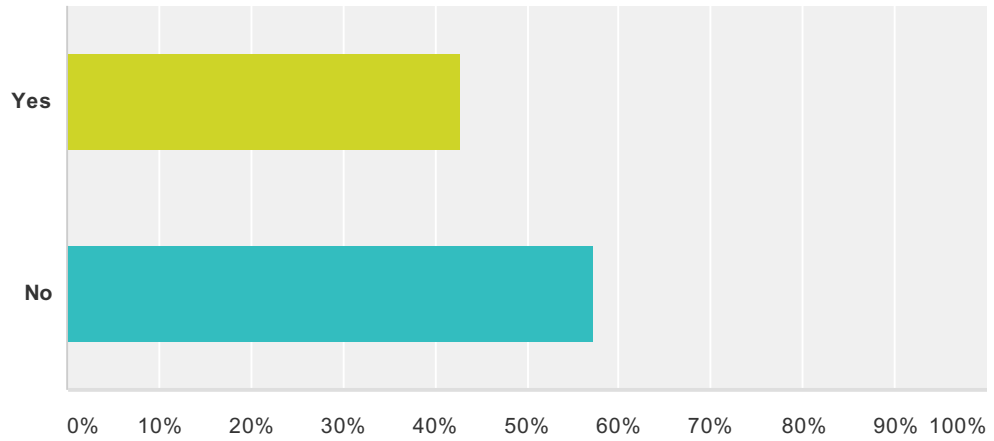


Answer Choices	Responses
Under 50	1.21% 4
51 - 55	1.81% 6
56 - 60	12.99% 43
61 - 65	36.25% 120
66 - 70	29.00% 96
71 - 75	7.85% 26
76 - 80	3.93% 13
Over 80	6.95% 23
<b>Total</b>	<b>331</b>



### Q8 Do you plan to retire your OLS commission immediately after your normal retirement?

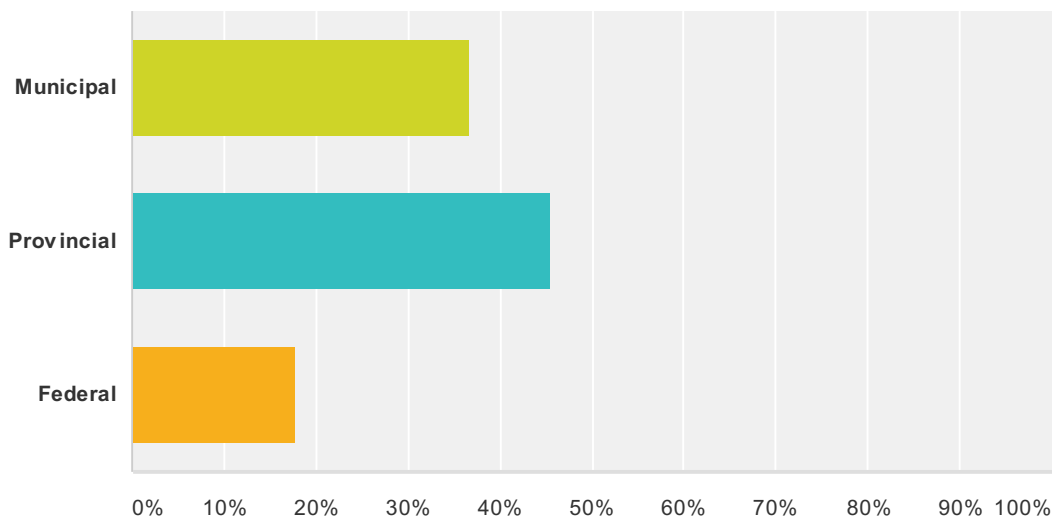
Answered: 332 Skipped: 58



Answer Choices	Responses
Yes	42.77% 142
No	57.23% 190
<b>Total</b>	<b>332</b>

### Q9 What level of government do you work for?

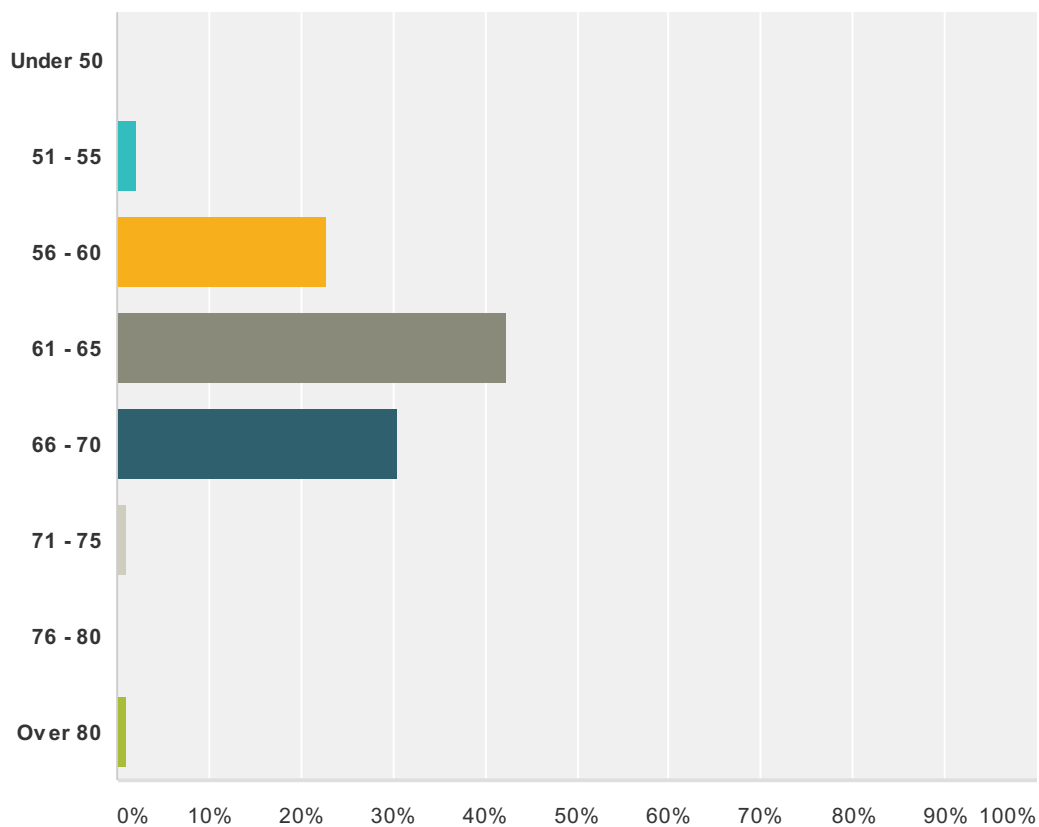
Answered: 90 Skipped: 300



Answer Choices	Responses	
Municipal	36.67%	33
Provincial	45.56%	41
Federal	17.78%	16
<b>Total</b>		<b>90</b>

### Q10 What age do you plan to retire?

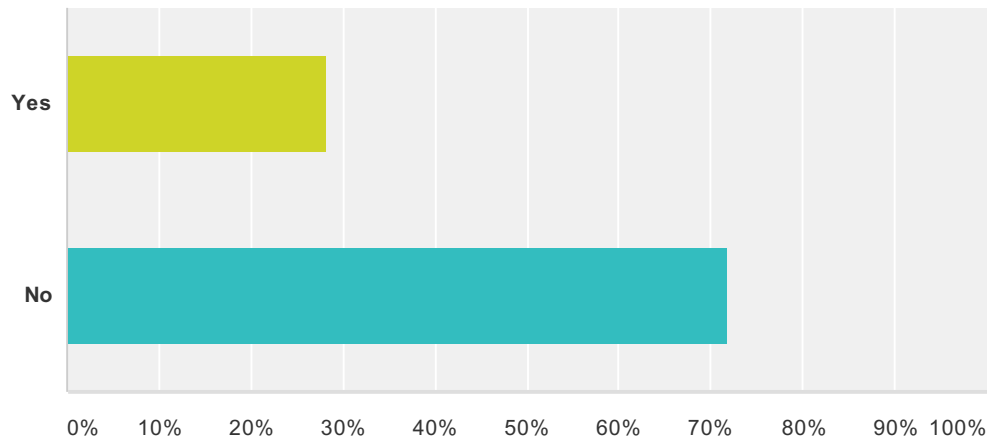
Answered: 92 Skipped: 298



Answer Choices	Responses
Under 50	0.00% 0
51 - 55	2.17% 2
56 - 60	22.83% 21
61 - 65	42.39% 39
66 - 70	30.43% 28
71 - 75	1.09% 1
76 - 80	0.00% 0
Over 80	1.09% 1
<b>Total</b>	<b>92</b>

**Q11 If you work in the public sector, do you plan to continue in the same position after your normal retirement year?**

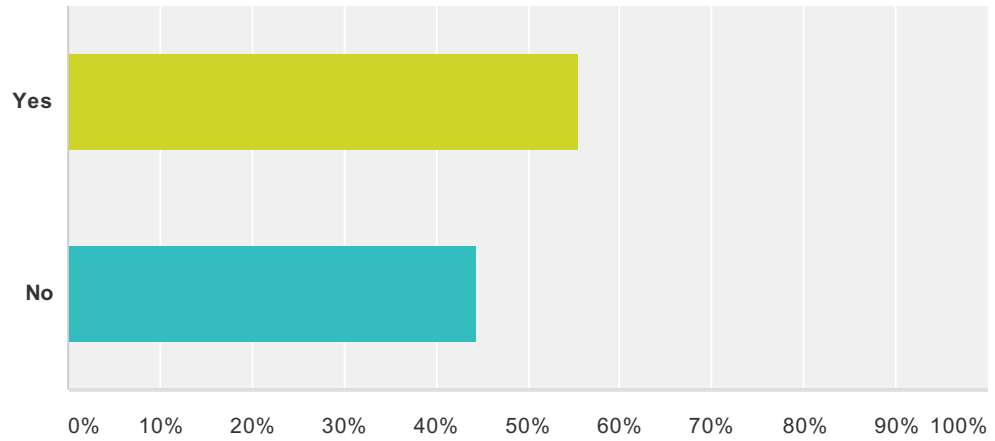
Answered: 89 Skipped: 301



Answer Choices	Responses	
Yes	28.09%	25
No	71.91%	64
<b>Total</b>		<b>89</b>

### Q12 Do you plan to retire your OLS commission immediately after your retirement?

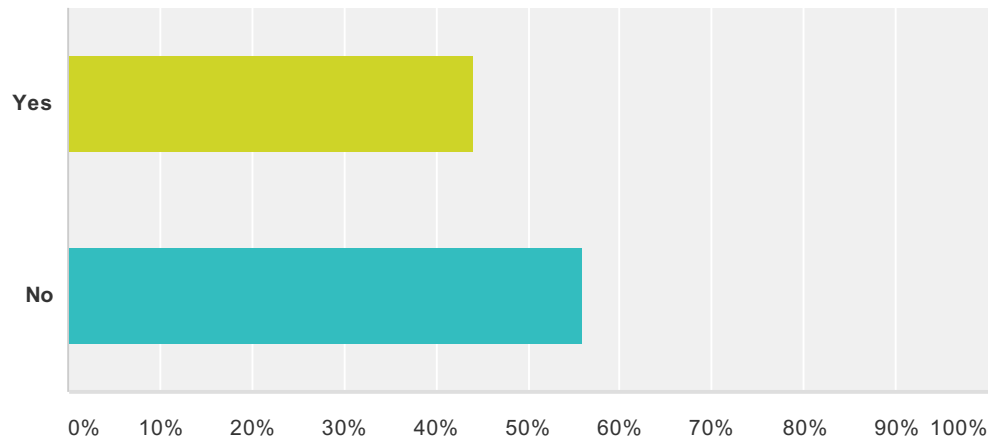
Answered: 92 Skipped: 298



Answer Choices	Responses
Yes	55.43% 51
No	44.57% 41
<b>Total</b>	<b>92</b>

**Q13 If you work in the public sector, do you plan to work for the private sector (i.e. as a consultant) after your normal retirement?**

Answered: 91 Skipped: 299



Answer Choices	Responses
Yes	43.96% 40
No	56.04% 51
<b>Total</b>	<b>91</b>